



# Lodi Amateur Radio Club

newsletter for

## December 2020



### Featured in this issue:

	PAGE		PAGE
Club meeting (Zoom) Dec 3rd:	1	Member roster & dues info	8-10
Zoom program: <i>Calling 911</i>	2	Stuff: Our Ham Swap Meet	11-12
Important Zoom hints	2	Line Feed	13
Manage your FCC license online	3-5	Index of our first 5 issues	14-15
Now Hear This!	6-7, 16-19	About the Lodi A.R.C.	20
Radio license tests December 12th	7	The Last Word	20

## CLUB MEETING ANNOUNCEMENT

*Mark your calendar  
and join us on Zoom:*

**Thursday, December 3rd**  
**6:30 PM**

*Special program:*  
**"CALLING 911"**  
Communicating with  
dispatch in an emergency  
Details on page 2



To join the meeting, [CLICK HERE](#)  
between 6:15 and 6:30 pm.



## Welcome to our Wednesday night nets:

- **Simplex net:** 147.090 (simplex) 6:30 pm
- **Club net:** 147.090 (repeater, PL 114.8) 7:00 pm
- **10 meter net:** 28.400 (USB) 8:00 pm



*Our program for December:*

## CALLING 911: What the dispatcher wants to know, and how to say it

**Guest presenter: John Litz, NZ6Q**  
**ARRL San Joaquin Valley Section Manager**  
**Former police & fire dispatcher, City of Stockton**

You're on a remote rural road, out of cell phone range but you have good copy on a 2-meter repeater. Suddenly you come upon a wreck with injuries. No one else is on scene except you and the victims. You bring up the repeater and say....what?

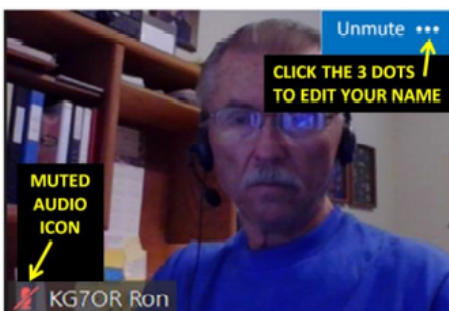
Or, you're in town, monitoring the same repeater. You hear the above call about a wreck. No one else answers; it's all up to you. How do you respond to the ham reporting the emergency?

Once you have some information about the emergency, you call 911. What's the first thing you say to the dispatcher? How do you convey the necessary details without wasting time and causing confusion?

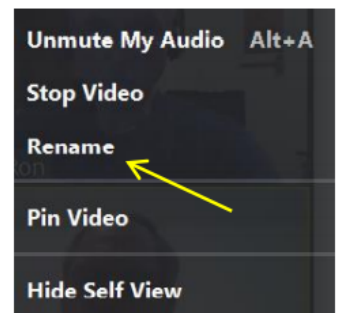
You might expect all of that to be obvious, but expectations tend to fail when you're on the spot and adrenalin is racing. Our program this month will explain what to say and what not to say when calling 911 so that the dispatcher and emergency responders can best do their jobs.

---

## ATTENDING A HAM CLUB ZOOM MEETING? PLEASE READ THIS:



1. When you're not speaking, be sure to mute your transmit audio to keep your background noise from causing QRM for everyone on the conference. To see the mute/unmute control, move your pointer to the upper right corner of your thumbnail image—the button will appear.
2. And, if necessary, edit your on-screen name so everyone knows who you are. Just click the



"3 dots" button at the upper right, then *Rename*. For our ham radio meetings, make it your first name and call sign, like **Dave K6XYZ**. Avoid long names because anything more than about 14 characters will word-wrap off screen and no one will see it. (*Mute* and *Rename* functions on phones or other devices may be different.)



## HOW TO GET A COPY OF YOUR FCC LICENSE

The FCC provides two versions of your ham radio license that you can download and print yourself, for free. The first is a “reference” copy that, for example, would suffice to verify your existing license at a VE test session or for requesting call sign license plates from the DMV. The second is an “official” copy, that constitutes confirmation of your license by the FCC. (Only the “official” copy includes the FCC logo.)

Why are there two of them? Mainly, the reference copy is public information that anyone can view, while the official copy is protected within the ULS—only the licensee can obtain it via his/her FRN and password. Here are the procedures for both:

### 1. REFERENCE COPY

1. Click the following URL, or copy and paste it into your browser:  
<https://www.fcc.gov/wireless/systems-utilities/universal-licensing-system?job=home>
2. Scroll down to “Searching,” then click “License Archive Search.”
3. Enter your call sign, then click *Search* at the upper right corner of the page.
4. A list of call signs will appear, and yours may be shown multiple times. Click the last appearance of your call sign, which will be identified as the “Current” version.
5. Your call sign data appears. Click *Reference Copy* near the top of the page.
6. The reference copy appears. Download, copy, or print as desired. (See note below about fees.)

### 2. OFFICIAL COPY

1. Click the following URL, or copy and paste it into your browser:  
<https://wireless2.fcc.gov/UlsEntry/licManager/login.jsp>
2. Enter your FRN and password, then click *Submit*. Your license data will be displayed. (Don’t know your FRN or password? See the *Footnote* on page 5.)
3. In the menu at the left, click *Download Electronic Authorizations*.
4. Click your call sign under “My Authorizations” to select it, then click the *Add* button.
5. Your call sign appears under “Authorizations to Download” at the right. Click it there to select it, then click *Download* at the lower right.

*Note:* the official license copy is included in the FCC’s proposal for new license fees, so if you want to avoid paying \$50 for the download, don’t wait. Oddly, the reference copy doesn’t appear to be included in the fee proposal—and the difference between the two in the FCC’s system is hard to fathom—but who knows what the final fee structure will look like? If the reference copy suits your needs, you may want to get it now rather than later.

## ADDRESS ON YOUR LICENSE OUT OF DATE? FIX IT NOW.

When you change your residence, you must revise the station address on your license. Updating it with the FCC is not only a statutory requirement, but it's also the source of your location data at QRZ.com (postal address, map coordinates, mileage). Fortunately, you can update your address online at no cost, although that could change with the proposed new fee structure. In that case, if you've recently moved or will do so soon and you know the future address, or if your registered address is in any way inaccurate, it's probably a good idea to take care of it now at the FCC:

1. Click the following URL, or copy and paste it into your browser:  
<https://wireless2.fcc.gov/UlsEntry/licManager/login.jsp>
2. Enter your FRN and password, then click *Submit*. Your license data will be displayed.
3. In the "Work on this license" box at the right, click *Update*.
4. Read the two "exempt" questions, change the default answer if necessary, then click *Continue*.
5. Under "License Address," enter your new address in full, including the 9-digit ZIP code. If you don't know the full ZIP code, look it up on [usps.com](https://usps.com). You can also change your phone number and email address at this time if necessary. Review your changes for accuracy, then click *Continue*.
6. On the Summary page, review the information you have entered. If you wish to make additional changes, click the *Edit* button next to the section that you wish to edit. Make the desired change and click *Return to Summary*.
7. When ready to submit your update, click *Continue to Certify*. After reading the certification, enter your first and last names (and title if applicable) in the boxes at the bottom of the page. When finished, click *Submit Application*.

Print a backup copy of your application and/or the confirmation screen from your browser.

[ *Ed. note:* the above procedure is from <https://www.fcc.gov/wireless/support/common-amateur-filing-tasks/common-amateur-filing-task-changing-address> ]

## HOW AND WHEN TO RENEW YOUR LICENSE

Like the other FCC procedures in this series, you can renew your license online and free (for now). The main thing to remember is to do it 90 days or less in advance of your expiration date and not before. Then, be sure to get it done before the license expires. If you are currently within the 90 day window or will be soon, do the renewal a.s.a.p., as it's very likely that renewals will be on the list of services that come at a price when and if the new FCC fee structure is implemented.

(continued next page)

Here's the procedure from the FCC website:

1. Log in to [ULS Online Filing](#) with your FCC Registration Number (FRN) and password.  
*Note:* If you are taken to the My Applications page, click *My Licenses* to begin the steps below.
2. On the left side of the screen, click *Renew Licenses*.
3. Select the licenses and click *Add*.
4. Click *Continue* to navigate through the application.
5. Sign your application and click *Submit Application*. *Note:* By typing your first and last name in the name fields, you have signed your application.

The above steps are an excerpt from the following FCC web page. You may want to open and review the entire page for additional information:

<https://www.fcc.gov/wireless/support/universal-licensing-system-uls-resources/renewing-license-universal-licensing>

## HOW TO APPLY FOR YOUR FRN

Your FRN (FCC Registration Number) is required for all transactions with the FCC, from your very first license exam to anything at all that you do online involving your ham license (renewals, address changes, official copies, etc.). Theoretically, if you've done any of those things within the past 10 years or so, you already have your FRN. But if you're unlicensed and anticipate taking the exam at a future VE test session, you need the FRN when you show up.

The procedure to establish a user ID (your email address) and a new FRN and password is explained quite clearly in a video on the FCC website. Before you start, you'll need your Social Security Number, and be ready to enter a unique password and the answer to a security question. When you're ready, click the following URL or copy and paste it into your browser. Run the video and carry out its procedure. Be prepared to pause the video if necessary. The *Pause* button appears at the lower left when you move your pointer inside the video. The URL: <https://www.fcc.gov/rofrn>

Once you have your FRN and password, record and keep them in a very secure location. As you've seen in the other articles about license copies and address changes, everything you do online at the FCC starts with your FRN, so never lose it nor your password.

*Footnote:* you previously got your FRN, but you've lost it? Open the Reference copy of your license as explained on page 3: your FRN appears under "License Information." If you also didn't record your password, see "Forgot your password?" on the [ULS log-in page](#). Once you get them back, re-read the first sentence in the paragraph before this one, then do it.

**More about the FCC:** Want a vanity call sign for free? Don't wait! See the [October newsletter](#).



## NOW HEAR THIS!



**From the club president, Barry K6ZZD:** How did I get here and why do I stay? These questions can be asked about almost any life experience. In this case, I am referring to the amateur radio hobby. Sharing our ham radio stories helps us to recognize our common experiences.

I grew up in a family where there were no hobbies, and I had no serious hobbies through most of my working career. As I approached retirement, my wife gently suggested that if I didn't find something to keep myself busy, I would drive her crazy. To preserve my marriage, I started looking.

I have been interested in radio since I would sit in front of my grandmother's Montgomery Ward floor model radio. Subsequently, I spent many years explaining the electromagnetic spectrum as it relates to atomic structure. I found that radio, specifically AM and FM, provided the perfect example of the relationship between frequency and wavelength. At that time teenagers still listened to the radio absent the various Internet apps available today.

When I retired, I decided to take the Technician exam at a local HamCram. I showed up ready for the exam and asked if I could take it straight away. I took it, passed and was ready to go home, but I was convinced to stay and cram for the General. To their amazement (and mine), I passed that as well. My first radio was an FT-60 handheld. I made my first contact via the repeater on the Sutter Buttes while we were camping. I don't remember the call sign, but I do remember how hard it was to push the button for the first time and actually speak. Jim, WB6BET, worked with me to install a homebrew 20 meter dipole. With a new Kenwood TS-480SAT, I was off and running. My first HF contact was N0HQQ during the Kansas QSO Party.

I have stayed for the last 12 years. I enjoy the give and take among my colleagues in the radio community. I especially like a challenge. After years working in labs and teaching science, I find I just like to figure things out. The list of ham radio topics is so broad that I may never run out of new things to try. It is a win-win. My brain stays active and I have remained married for 50 years.

I would love to hear your story, how and why.

—Barry, K6ZZD

\* \* \* \* \*



**From the Net Operations Committee, Bob N6TCE:** Bob has announced that the AD6KU Shirl Rose Memorial DXCC will run its second 2-meter sprint contest, the *Reindeer Roundup*, on Saturday, December 19th, 1000-1100. The contest will be similar to the first one in October, with a few improvements. A second person at each station is now permitted for logging purposes, and that's a great opportunity to get one of our new licensees involved in a fun and educational on-the-air activity. Also, everyone who submits a contest entry is asked to include their full log this time, preferably in a digital format such as text, Cabrillo, or Excel. Alternately, you could scan and email your handwritten log.

See pages 16-19 in this newsletter for complete rules and entry instructions.

\* \* \* \* \*



**From the Technical Committee, Mark W6SXA:** As ham radio operators, we are held to a higher standard than other radio operators. We are expected to actually know a little bit about what we are doing and to understand the technology, at least to a certain degree.

We have been exploring the idea of having Zoom presentations and later live in-person presentations that are a little more technical in nature. So, the big 64 dollar question is: are YOU interested in furthering your knowledge in electronic subjects? Do you want to go a little deeper into technology, to help yourself become a better ham radio operator?

The level and type of subjects could range from the somewhat basic to the more challenging. It's all up to you, our club members. Some of the subjects that have been suggested are:

1. **Antenna construction, troubleshooting and tuning**
2. **Ham radio station grounding**
3. **Tube and solid state diode theory**
4. **Operational amplifiers**
5. **APRS: what is it and what can you do with it**
6. **Emergency communications preparations**
7. **Baluns**
8. ***Most important:* Other subjects that you suggest**

Let me know if you have an interest in one of the above suggested topics or another of your own. Also, if you have expertise in a subject and would be willing to do a Zoom or live presentation on a topic that you feel would be of interest, please let us know.

For more info or to offer a suggestion: [W6SXA@arrl.net](mailto:W6SXA@arrl.net)

—Mark, W6SXA

---


## HamCram and VE Tests December 12th

The next HamCram and license test session in our area is scheduled for Saturday, December 12th at Fire Station #2 in Stockton. Note that the Fire Department may cancel the event due to current virus restrictions—in that case, it changes to license testing only and will move to the Stockton Sailing Club at the west end of March Lane. Regardless of those details, you must register in advance to participate: [click here](#). Be sure to get your FRN in advance if you don't have it—see page 5.

Any new developments or schedule changes will be announced on our Wednesday night net, as well as on the Stockton-Delta club net, Monday at 8:00 pm, 147.165 MHz.

## Guess what this is....

- A better mousetrap?
- A flyswatter from Starship Enterprise?
- A wheel chock for a Tesla?
- A GPS receiver, microcomputer, 2-meter transmitter, 20-meter transmitter, and dual band antenna array, meant to be used only once and then disappear forever?



**The tantalizing answer will appear in the next newsletter. Stay tuned!**

## 2020 MEMBERSHIP LIST

Here is the club's membership roster for 2020. Please check your call sign, name, membership type, and expiration date on this list and let us know if you believe something should be corrected. There's a similar list on our website that you can check at any time: go to [lodiarc.org](http://lodiarc.org), click *Member Pages* at the upper right corner, then click *LodiARC Club Roster*.

Notes: (1) Ignore the space in your call sign; that's just for sorting in the source document.  
(2) The code in the column after your first name is your membership type:

**FS** = Family Sponsor  
**FM** = Family Member

**R** = Regular  
**L** = Life

(3) Your membership expires on December 31st of the year in the "Thru" column.

Call Sign	Last Name	First Name	Type	Thru
KB6 UCM	Baldwin	Harold	R	20
	Boyce	Carol	FM	20
N6 NFB	Chraft	Skip	R	20
W6 SXA	Cloud	Mark	R	20
WB6 ASU	Coe	Fred	L	na
WA6 OSX	Daley	Tom	FS	20
KC6 TBH	Daley	Sherry	FM	20
KI6 BEW	Daley	Oscar	FM	20
KI6 MPQ	Daley	Ross	FM	20
KK6 SBE	Daley	Frances	FM	20
KB6 LFM	DeLaMater	Bill	FS	20
KF6 ZOX	Drumheller	Dustin	FM	21



K6	AAN	Dugger	Mike	FS	21
KD6	SUN	Dugger	Kristen	FM	21
N6	KZW	Engelman	Paul	R	20
N6	TJP	Equitz	Hilde	L	na
AE6	SE	Ewing	Steve	R	21
KN6	JKC	Finney	Mike	R	21
KJ6	WNM	Garner	Ken	R	20
W6	PKB	Gearhart	Roger	FS	20
KI6	WMP	Gearhart	Ann	FM	20
NR6	Q	Glenn	Greg	R	20
AL7	PS	Green	Kenny	R	20
KD6	MOO	Handel	Eric	FS	21
KM6	VNJ	Handel	Pam	FM	21
N6	ZDH	Higgins	Dan	FS	20
KM6	KMP	Higgins	Katie	FM	20
KN6	CTQ	Jens	Steve	R	20
N6	JCR	Johnson	Will	R	20
KE6	EAN	La Rocca	Bob	R	20
KA6	JLJ	LeClert	Dennis	R	20
W6	RJL	LaValle	Rich	R	21
KN6	IWE	Litfin	Ed	R	21
KN6	HNM	Lowe	Richard	R	21
W6	MEM	Madewell	Mark	R	20
W6	MSU	Mallery	Guy	R	21
WB6	HTV	Mallory	Larry	R	20
K6	ZZD	Marson	Barry	R	20
WB6	YLK	Martin	Dave	FS	20
		Martin	Marie	FM	20
W6	MRM	Martin	Mike	R	20
KA6	MEL	Mercer	Doug	FS	20
W6	UHQ	Merritt	Dennis	FS	21
KF6	ZOY	Merritt	Pamela	FM	21
KA6	MLL	Millward	Melita	FM	20
K5	BO	Oaks	Barry	R	20
N6	TCE	Officer	Bob	FS	20
K6	KSO	Officer	Karen	FM	20
KE5	JTS	Pritchard	Jason	R	20
KN6	CTP	Rabbon	Steve	R	20
KN6	KHC	Radicali	Ron	R	21
W6	CPR	Rendon	Cecil	FS	20
KK6	RAO	Rendon	Gayle	FM	20

KG7	OR	Russell	Ron	R	20
AE6	LA	Sanders	Ken	R	20
K6	DGQ	Schuldheisz	Bob	R	20
WB6	BET	Seiferling	Jim	FS	21
KI6	YYT	Seiferling	Emilia	FM	21
N6	GKJ	Simpson	Ron	FS	20
KK6	COR	Simpson	Maria	FM	20
KK6	URA	Simpson	Gabby	FM	20
KK6	ES	Sullivan	Erich	R	20
KM6	LIA	Thompson	Craig	R	20
KJ6	IFN	Thuotte	Jean ("John")	R	20
KN6	STN	Trevena	Stan	R	21
W6	CTF	Vargas	Steve	R	20
WB6	TOU	Voit	David	R	21
K6	WEL	Welsh	John	R	21
KD6	SSN	Wiens	Brian	FS	21
		Wiens	Ellen	FM	21
N6	ZW	Zane	Mike	L	na

## 2021 DUES ANNOUNCEMENT

In view of the unusual limitations forced upon us in 2020, the board has decided to give the members a break on dues payments, to help make up for all those fun things we usually do (and spend your money on), but couldn't this year. Our dues rate is fixed in the bylaws at \$20 (\$25 family), so we can't change that, but we can go about it another way: everyone who pays dues for 2021 will get a credit memo toward their next dues payment or other club expense. Go ahead and pay your 2021 dues at the normal rate if you haven't already (see the above chart), and the details of the credit and how to spend it will be forthcoming in email. Everyone who has paid or will pay their 2021 dues on time (by 3/31/2021) will receive the credit. For payment instructions, including PayPal, see page 14.

As a reminder, our bylaws state that your dues expire on December 31st each year and are due and payable the next day, January 1st. Your membership is considered continuous if your renewal dues are then paid within 90 days, by March 31st.

To open and review or download our Constitution and Bylaws, go to the club website: <https://lodiarc.org>.

- On the home page, click "Member Pages" (upper right corner)
- In the menu on the right under "Additional Links," click *Club Constitution* or *Club Bylaws*.



## HAM SWAP MEET


Welcome to the Lodi A.R.C. virtual swap meet. If you have any item of radio-related equipment that you'd like to buy, sell, trade, find, or even give away, [send the info](#) and we'll list it here. Include your name, call sign, email, and phone no. Notice all the neat free items this month: *Merry Christmas!*



- Lodi A.R.C. baseball caps and T-shirts. Caps \$15.00, shirts \$10.00. Prices are subject to change and are limited to stock on hand, although new orders can be filled quickly. Specify shirt size, S - XXXL. Pay by cash, check, money order, or PayPal. See page 14 for PayPal instructions. For more info or to place an order, contact Ron, KG7OR, 209-712-6200, [KG7OR@arri.net](mailto:KG7OR@arri.net).



- Icom IC-3220A, 144/440 dual band, dual receive, 25 watts. I used this one over 25 years for base and mobile, and it still works. With manual, mounting bracket, mic., original carton, 2 fused power cables (one with PowerPoles), programmed for our local repeaters, plus any needed help. \$50 with 30-day money-back warranty. KG7OR (above).



- Icom IC-PS15 20 amp transformer power supply, \$100. Dave, WB6TOU, 209-368-5878, [devoit1944@gmail.com](mailto:devoit1944@gmail.com).
- Upscale HAL keyer paddle, \$100. Dave, WB6TOU.



- R-390A/URR military tube-type receiver by Collins, 0.5-32 mHz. For info, [click here](#). Not working, but restorable. Contact me for details. Dennis, W6UHQ, 916-622-5814, [demerit@comcast.net](mailto:demerit@comcast.net).
- Wanted: vintage regenerative receiver, Knight-Kit, Heathkit, or similar. Dennis, W6UHQ (above).
- Alpha-Delta #DX-EE antenna, 40-20-15-10 meters. Lists for \$160 new, yours for \$40.00. For details and owner reviews [click here](#). Dave, N6LHL, 209-477-8866, [N6LHL2@gmail.com](mailto:N6LHL2@gmail.com).



- Kenwood TS-2000 with microphone, power cord, & manual. All mode; HF, VHF, UHF: 160 meters thru 70 cm. \$700 or reasonable offer. John, K6YK, 209-462-7391. [K6YK@juno.com](mailto:K6YK@juno.com)

- Kenwood TS-480SAT, 100 watt mobile/portable/base transceiver, 160 – 6 meters. Very clean; everything works. \$450. Jesús Zavala, KM6HEB, Manteca: [jzavala75@icloud.com](mailto:jzavala75@icloud.com).



WOW!

- Wanted: Kenwood TS-480HX, 200-watt transceiver. Jim, WB6BET, 209-625-5771, [WB6BET@arri.net](mailto:WB6BET@arri.net).
- “BHI Noise Away,” [Model ANEM MkII](#). Contact me for more info. \$100 OBO. WB6BET (above).
- 2 “Radio Works” Carolina windom antennas, 40-10 meters, with line isolator and balun. [Click here](#) for technical details and a diagram. \$55 each (\$140 when bought new). Email for more info. Mike, N6ZW, [N6ZW@comcast.net](mailto:N6ZW@comcast.net).



- *Free* - Honda E1500 generator, 1.2 kw, with manual. Not working, needs cleaning and reconditioning. N6ZW (see above).
- *Free* - Fluke multimeter, model 8021B with case and leads. May need new battery soon. 1000vdc, 750vac. N6ZW.
- *Free* - Laser B/W printer. Includes a usable toner cartridge. N6ZW.
- *Free* – Windows 7 Pro desktop computer with monitor and operating system disk. 6 gb RAM, USB wi-fi, DVD drive. N6ZW.
- *Free* – many high-quality antennas and accessories received from a Silent Key estate. Contact WB6BET or KG7OR (see above) for info on any of the following:
  - Two 2-meter [M<sup>2</sup> model 2M12](#) 12-element yagis, very large, 14.9 dbi gain, 19.5 ft. boom.
  - VHF mobile whips.
  - Coaxial adaptors: SO-239, N, BNC, various configurations. (Adaptors only, no connectors.)
  - Lightning protectors.
  - 25-watt dummy load with PL-259.
  - Misc. Icom accessory components.
  - Various Icom and Kenwood transceiver microphones. See photo:
  - Apple computer microphone (new).
  - Kenwood MJ-88 microphone plug adapter cable, RJ-45 to 8-pin.
  - Two mast mounted remote pre-amps for 144 and 220 mHz. (Those should go to someone who’s very serious on doing weak signal work; CW, SSB, digital.)







...for reading the Lodi A.R.C. newsletter this month! But to keep fully informed about your club and its events, mark your calendar and be sure to check into the Wednesday night net each week at 7:00 pm. It's your best way to stay on top of the latest club news, and to ensure that you're included in the activities that are important to you. *See you Wednesday on 147.09.*

---

## LINE FEED



For everyone who logs into our Zoom meetings, here's yet another request to please get control of your **MUTE** function! Our November club meeting suffered a

major audio disruption at one point because an unskilled participant was innocently unaware of the problem, what it was doing to the meeting, and how to solve it on his phone. While that was an extreme case, there have been others where members simply forget to hit **MUTE**, allowing their background noise to invade the meeting—barking dogs, doorbells, car horns, ring tones, radios, fans, chatting family members, et al. *It's all unnecessary!* If you've read most or all of our five newsletter issues this year (and thanks for that), you've now seen three detailed notices, with crystal-clear graphics, on how to mute your audio when not addressing the conference. If you're drawing a blank on that, see it again on page 2 in this issue, and please do it on future Zoom meetings. It's all about following instructions and properly operating our equipment, and we hams are supposed to understand that....Okay, I'm off the soap box now; moving on. As it often happens, the FCC is in the process of changing stuff again, although their proposed new fee structure isn't entirely their doing. Anyway, trying to stay ahead of the game a

little, I've included for you in this issue the instructions for four important FCC operations that many of us will need to do at some point. I've also referenced a fifth one from our October newsletter. Most of the five may wind up costing you money if you need any of them after the new fees are established, so you might want to spend some time reviewing those procedures and taking care of them now before your credit card gets threatened....If you aren't yet a licensed ham but think you may actually go for it someday, the previous suggestion especially applies to you: get your FRN now, while it's free. For that matter, you might want to get in on the December 12th exam session (see page 8), which could be one of the last free opportunities for a new license or upgrade. Get your FRN, then click the link to register for the test....Okay, so you don't need the previous advice yourself but you know someone else who might? Please pass the word....FB to new ham K6WEL for snagging that Kenwood TM-D700A offered by KB6LFM in last month's *Swap Meet* listings. John now has a fine base radio to augment the FT-65 the club gave him upon getting licensed....Another of our new Techs, KN6KHC ("Captain Ron") has returned from his latest tour as a cargo ship skipper, but won't be back home for a while due to fitting out a new vessel in Texas (yes, they build ships there)....Be sure to grab one of those freebies on page 12—you can't beat the price....Until next time, 73 DE KG7OR.



## Dues Payment Instructions

Your dues or other club expenses can easily be paid via PayPal. The PayPal procedure follows below, and please be sure that you don't skip step **#7** in the instructions. That's required to properly identify who the payment is from and what it's for. (No, it's not always obvious.)

Otherwise, payments can be sent to the treasurer via postal mail:

**Lodi Amateur Radio Club**  
**2839 Bristol Lane**  
**Lodi, CA 95242-9661**

Make a check or money order payable to "Lodi ARC."  
All payments are acknowledged by an email receipt.

### PAYPAL PROCEDURE:

1. Sign into your PayPal account and click the blue "Send" button.
2. In the "Send money" field, enter:  
r7russ@gmail.com
3. On the next screen, enter the dollar amount.
4. If your PayPal account is set up to draw funds from your linked checking account or an existing PayPal balance, go to step #7.

5. If your payment will draw funds from a linked credit or debit card, notice the field labeled "Sending to a friend." Click "Change" to the right.
6. Click "Paying for an item or service."
7. **Important:** In the "Add a note" field, enter (a) your call sign, and (b) a brief explanation of what you're paying for.
8. Click "Continue."
9. Follow the prompts to complete your payment.

---

## 2020 NEWSLETTER INDEX

### Contents of our first five issues, August - December 2020

To view and download any 2020 issue, click the **NEWSLETTER** tab on our website: [LodiARC.org](http://LodiARC.org)

<u>Subject</u>	<u>Issue &amp; Page</u>
• 2-Meter Simplex Sprint contest, October 17th	Oct 2 & 6, Nov 4 & 7
• 911, Calling (meeting program)	Dec 2
• Board of Directors announcements and messages	Aug 6-8, Sep 6, Oct 5-8, Nov 6-8, Dec 6
• California QSO Party	Oct 4, Nov 3
• California Shakeout (earthquake response drill)	Oct 5
• Caps, Lodi ARC	Nov 11, Dec 11
• DMV (all about ham license plates in California)	Nov 4
• Dues for 2021	Dec 10
• FCC - How to change the address on your license	Dec 4
• FCC - How to get a free vanity call sign	Oct 4
• FCC - How to get an official copy of your license	Dec 3

• FCC - How to get your FCC Registration Number (FRN)	Dec 5
• FCC - How to renew your license	Dec 4
• FCC - Proposed new application filing fees	Oct 7, Nov 7
• Field Day 2020	Sep 6
• “I got my license, now what?”	Sep 2
• Last Word, the ( <i>Apocalypse Now</i> )	Sep 10
• Last Word, the (clothesline antenna)	Oct 11
• Last Word, the ( <i>Star Trek</i> )	Nov 15
• Last Word, the (FT8)	Dec 20
• License plates, call sign	(see DMV)
• Line Feed (editorials)	Sep 9, Oct 10, Nov 14, Dec 13
• Membership list, 2020	Dec 8
• Motorola HT-1000 radios for club members	Sep 5, Oct 3
• Net operations	Aug 3 & 8
• Net, Technical, for new hams	Aug 5
• <i>Now Hear This</i>	(see Board of Directors)
• Parachute mobile (meeting program)	Nov 2
• PayPal payment procedure	Dec 14
• QRZ.com – how to change your address	(see FCC)
• Reindeer Roundup, The (December 19th)	Dec 6, 16-19
• Simplex operating	Aug 7, Nov 6
• Simplex programming, Yaesu FT-2900 & 2980	Sep 5
• Simplex programming, Yaesu FT-65	Aug 4
• Swap Meet (buy, sell, trade, find)	Sep 7, Oct 9, Nov 12, Dec, 11
• T-shirts, Lodi ARC	Oct 3, Nov 2, Dec 11
• T-shirts, Lodi & Stockton club, laundering precautions	Nov 2
• “Tech Net”	(see Net)
• Zoom operating hints & precautions	Aug 2, Sep 2, Dec 2

---

Image credits in this issue:

p. 1, 20 Lodi grapes graphic: lodi.gov	p. 11 LARC ball cap: K6AAN	p. 13 Emoji: infoplease.com
p. 1 911: policelegacy.com	p. 11 Icom power supply: rigpix.com	p. 13 Noise: umweltbundesamt.de
p. 1 Net operator: https://me.me	p. 11 HAL paddle: telegraphkeys.com	p. 20 Fishermen: leechlake.org
p. 2 NZ6Q: w6sf.org	p. 11 IC-3220A: Universal Radio	All others: KG7OR
p. 3 New FCC logo: radioworld.com	p. 11 TS-2000: rigpix.com	
p. 6,7 N6TCE, W6SXA: w6sf.org	p. 12 TS-480SAT: Universal Radio	
p. 11 <i>Stuff</i> : stuff-buy-sell-trade.business.site	p. 12 “Free”: Facebook	

*Now Hear This*, continued from page 6

## Announcing “The Reindeer Roundup” 2 Meter VHF Contest

(Compiled by N6TCE and WB6BET)

What: A simplex sprint style contest.

Where: 2 meter FM simplex frequencies

When: **Saturday, December 19, 2020 from 10am to 11am**

Who: Open to any licensed radio amateur. No club affiliation is required.

Why: To introduce contesting to a larger population of hams.

Object: To make as many two-way QSO's with as many different hams as possible.

Sponsoring Organization: Shirley L Rose Memorial DXCC

### Rules:

The station calling CQ and completing a QSO must change frequency and allow the answering station to use that frequency.

For example: W6AB is on 146.430 calling CQ. He is answered by AD6KU. The exchange is successfully made. Now W6AB must change frequency and AD6KU may call CQ on 146.430 until he makes a successful QSO or he can also change frequency leaving that frequency open for use by anyone. See the section on Exchange below.

### Categories:

There will be four categories for this contest.

**No mobiles/rovers**, but you can work in one fixed location (i.e. your driveway, parking lot, mountain top, etc.). Portable stations must remain stationary for the full time of the event.

**This is a single radio contest. The use of more than one transceiver or scanner is prohibited.**

**A)** Single operator, 5 watts or less.

**B)** Single operator, running greater than 5 watts but less than 49 watts.

**C)** Single operator, running greater than 50 watts.

**D)** Mentor class, no power limits. This class will be scored as a team. The mentor must teach a ham with less than 2 years of experience. A mentor can assist in logging and changing the frequency of the radio.

**For classes A, B, & C you can enlist an additional person to do logging only.**

**They do not have to be a licensed ham, but could be. This is to encourage persons that might be interested in ham radio the opportunity to see what this aspect of ham radio is all about.**

**Please practice safe COVID procedures.**

## Exchange:

Give your call sign, your serial number

For example:

K6AB calls: "CQ CQ K6AB VHF Sprint "

AD6KU answers: "AD6KU"

K6AB replies: "AD6KU, this is K6AB, number 2."

AD6KU replies "Copy number 2, this is AD6KU, number 6."

K6AB changes frequency having completed contact.

AD6KU has option of staying on that frequency and calling CQ or also moving.

K6AB may also politely reply by saying, "AD6KU, the frequency is yours".

## Scoring:

1 point for each complete QSO.

**Stations may only contact any given station 1 time during the contest for QSO points.**

We hams are honest.

*QSO'S MADE THROUGH REPEATERS ARE NOT ALLOWED!!*

## Frequencies:

Use only these frequencies for **this** contest.

It is suggested to take the time to program this group of frequencies into your radio.

146.430

146.460

146.490

**146.520                      Off limits**

146.550

146.580

147.420

147.450

147.480

147.510

147.540

147.570

**Note: Off limits=146.520 is National Calling Frequency and on weekends is usually busy with SOTA activations**

## Soliciting QSOs:

***No prearranged QSO's at all are permitted!*** The use of any method of communications to make a pre-planned QSO (ie: phone, e-mail, text, carrier pigeon, smoke signals, drums etc.) is not in the spirit

of this event. The goal of this contest is to test your ability to make contacts without any pre-planning. Contest entrants may not transmit on repeaters or repeater frequencies for the purpose of soliciting contacts.

### **Prizes:**

Certificates will be awarded to the top three scoring entrants in each category.

### **Logging Format:**

Because this is a 1 hour contest you can just put the minutes down, like 00, 01, to 59.

If you work more than 1 station within a minute, put that time down for each station worked.

Example: I work N6AB for my first: QSO in the contest, I work AD6KU for my second QSO in the contest. My log should look like this:

My QSO#	Local Time	His Station	His QSO #
1	01	N6AB	3
2	03	AD6KU	6

If any of the required information is incorrect or missing from a QSO, that contact is invalid and will not be scored. It is certainly acceptable to have more than one contact with the same time stamp, if you are working stations very fast.

### **Score submission:**

#### **Logs will be required for this contest.**

Score submissions must be received no later than Monday, December 28<sup>th</sup>, 2020.

The decision of the judges is final.

Send score submission header data and the log (in Text, Excel, or Cabrillo format)

Handwritten logs will have to be scanned, then emailed. Email to Bob Officer: [n6tce@arrl.net](mailto:n6tce@arrl.net)

All submissions must include:

1. Your name
2. Your call ign
3. Your contest location
4. Number of QSOs
5. Your operating category
6. Your log (see above re format)



**Note:**

This is will be a fun contest. The more participants the better it will be. We trust you to be honest and a good sportsman. Handwritten logs must be legible. Illegible writing for any line item will make that contact invalid. If this contest is well received, we plan to make this a reoccurring event.

Contact Bob Officer, N6TCE

**Operating Tips:**

This type of contest has a very high duty cycle and can stress your transmitter. It will get warm to very hot. If possible get a 12 volt fan on the heat sink of your radio. Remember that some radios, like the Kenwood 281A have a heat sink on both the back and the bottom. **Keep you rig cool, whether it's a handheld or base/mobile rig.**

You can either scan the FM simplex frequencies listening for people to work, or you can call CQ on a simplex frequency. I would suggest calling , "CQ Sprint" or CQ Contest, so people know that you're participating in a contest event. **It would also be a good idea to turn your squelch off, so you can hear weaker stations.**

If you'd like to log with a computer, use software for the **CQ World Wide WPX contest**. This will make finding duplicates much easier.

Make sure you **copy the information from your QSO correctly**. If you have any question on an element of the exchange, ask for a repeat.

Hint: The exchange for this contest is simple; just his call and QSO number. **Speak each character slowly and clearly**. Maybe try using the pronunciation "Niner" for the number 9, and "Zero" for 0, never "Oh".

Hint. Get a copy of the standard phonetics and use them. It will help the new hams learn to copy call signs clearly. There are several good reference charts on the net. Look on Wikipedia for [Phonics Chart](#)

**READ THE RULES**, If you have any questions about anything regarding this contest, ask N6TCE **BEFORE** the contest starts.

**Disclaimer:** Participation in this contest is at your own risk. The Shirley L Rose Memorial DXCC accepts **no** liability of any incident that may occur while participating in the contest.

**Remember: Rovers/Mobile operations are not allowed. Fixed portable is OK and encouraged. Contacts with a mobile that is not participating in the contest are allowed.**

A great deal of Thanks goes to Jim, WB6BET, for use of certain wording and phrasing and general guidance in this effort. Nods to Dave, N6LHL for info from the contest 10 years ago.

Everyone, Have fun!

—Bob, N6TCE



## ABOUT THE LODI AMATEUR RADIO CLUB

Web: <https://lodiarc.org>

Email: [LodiHams@gmail.com](mailto:LodiHams@gmail.com)



The Lodi A.R.C. is an association of licensed amateur radio operators and others interested in amateur radio. We are formed in order to provide volunteer radio communication services during emergency situations and public activities, to render assistance by radio to visitors and travelers, and to aid our members in the practice of amateur radio, including public service, education, technical advancement, and recreation. Club meetings are held on the first Thursday of each month commencing at 6:30 pm, via Zoom until such time as in-person meetings can resume.

Our Board of Directors and key supporters for 2020:

President: **Barry Marson, K6ZZD**

Vice President: **Mike Dugger, K6AAN**

Secretary: **Jim Seiferling, WB6BET**

N6SJV Call Sign Trustee: **Mike Zane, N6ZW**

147.09 Repeater: **Fred Coe, WB6ASU**

Immediate Past President: **Emilia Seiferling, KI6YYT**

Treasurer and Newsletter Editor: **Ron Russell, KG7OR**

Technical Committee: **Mark Cloud, W6SXA**

Media Committee: **Ron Simpson, N6GKJ**

Net Operations Committee: **Bob Officer, N6TCE**

---

## THE LAST WORD

